


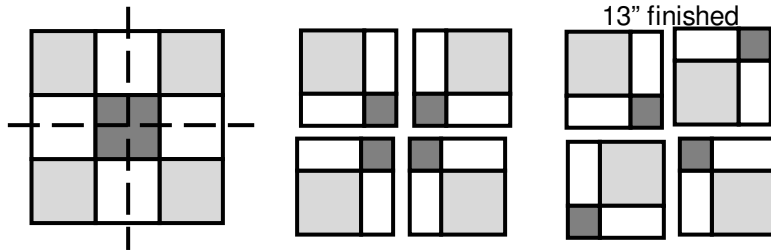
4-Patch

2 - 5" x 5" light
 2 - 5" x 5" dark
 Cut 1½" from center seams



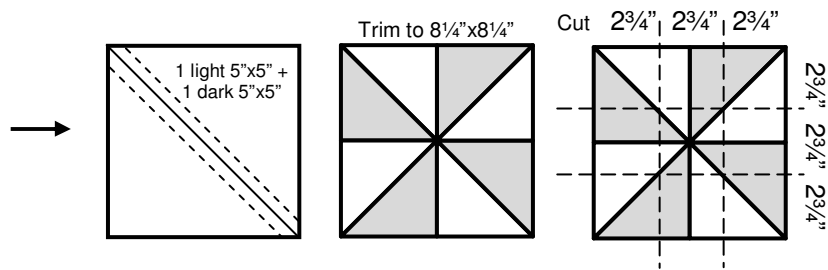
9-Patch

4 - 5" x 5" light
 1 - 5" x 5" dark
 4 - 5" x 5" medium
 Cut down center both vertical & horizontal



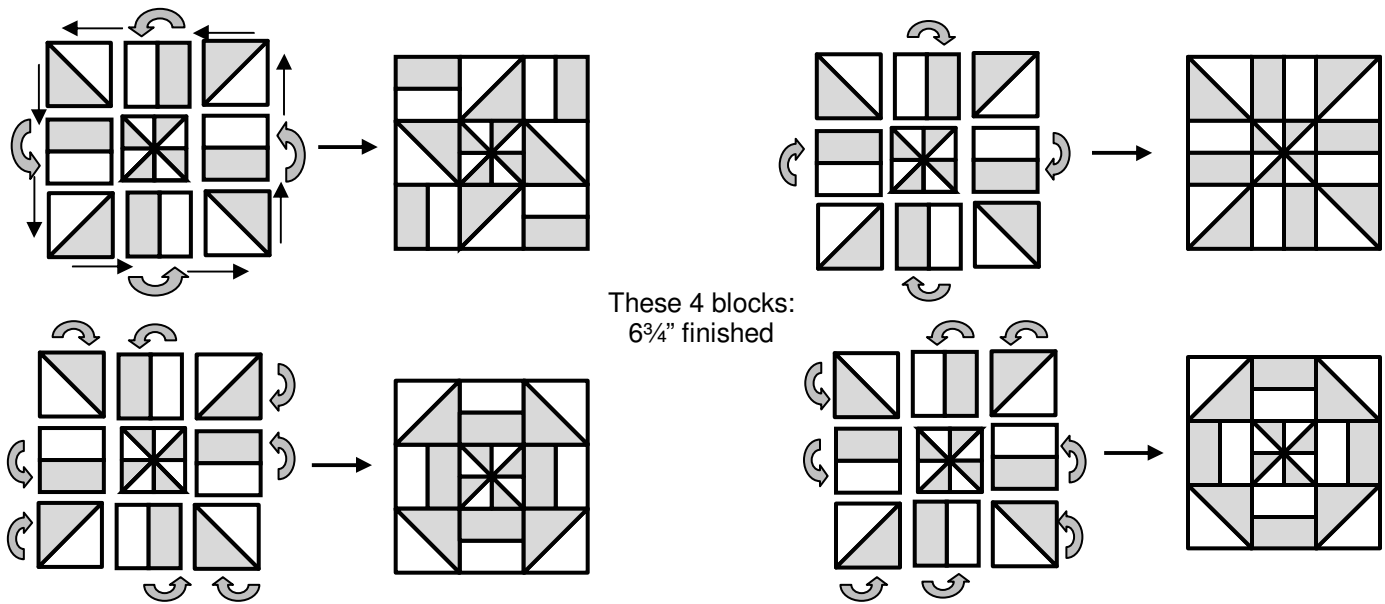
Pinwheel

2 - 5" x 5" light
 2 - 5" x 5" dark
 Mark diagonal line, lines ¼" away, stitch. Cut on diagonal center line.
 Trim block to 8¼" x 8¼", cut at 2¾" intervals.



<https://www.quiltingdaily.com/quilting-magic-tricks-for-disappearing-blocks/>

Disappearing Blocks + Disappearing Blocks + Disappearing Blocks +



Arrowhead

1 - 8" x 8" light
 1 - 8" x 8" dark
 Stitch right sides together as illustrated.
 Cut on diagonal line, line up triangles. Make 2 cuts as illustrated.

